

binax[®]

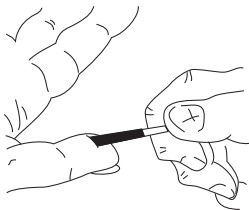
NOW[®] Malaria

Rapid Test

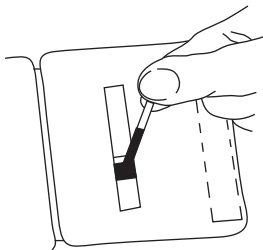
**IMPORTANT: See Product Insert
for complete use instructions.**

SAMPLE ADDITION USING A CAPILLARY

1. Using an EDTA capillary tube, collect blood from either a finger or heel prick.



2. SLOWLY add blood to cover the entire purple sample pad. **IMPORTANT: Do not add the blood sample all at once. Ensure the sample is added SLOWLY and that the sample covers the entire purple sample pad.**



**Incorrect sample addition may
result in device failure.**

Manufactured by:

 **inverness medical**
professional diagnostics

 **Binax, Inc.**
10 Southgate Road
Scarborough, Maine 04074
US: 1-800-257-9525
Outside US: 1-609-627-8000

Rev. 5 1/5/06
IN660001

binax[®] NOW[®] Malaria

Rapid Test

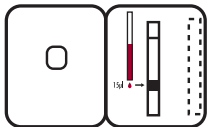
IMPORTANT: See Product Insert
for complete use instructions.

SAMPLE ADDITION USING A MICRO-PIPETTE

1. Using a calibrated micro-pipette, remove 15 μ l of blood from an EDTA tube.



2. Add the blood sample SLOWLY to the BOTTOM of the purple sample pad. **IMPORTANT:** Do not add the sample quickly. Ensure that the sample is placed slowly at the BOTTOM of the purple pad.



Incorrect sample addition may
result in device failure.

EC REP

EMERGO EUROPE
P.O. BOX 18510
2502 EM THE HAGUE
THE NETHERLANDS

